


XSOL-X provides more foot side 3D data than XSOL
 Portable and reliable. Fast true 3D laser scan with color texture
 Auto landmark, arch index, measurement, and analysis report
 Custom shoes and orthotic insoles for foot clinics and retail stores

XSOL-X is Smaller/Lighter/Portable/Faster than USOL-X.



XSOL-X vs USOL-X



XSOL-X Floor

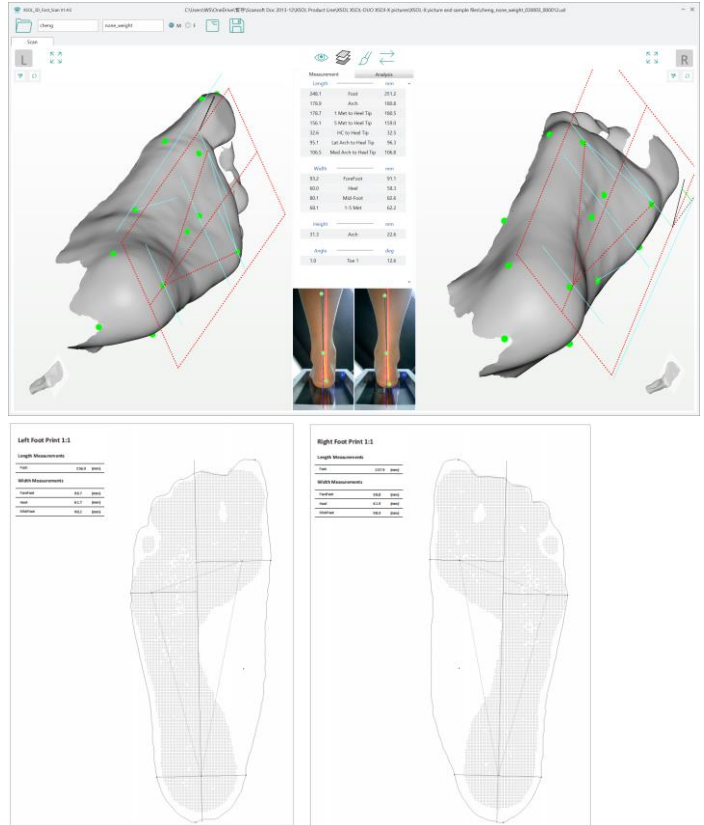
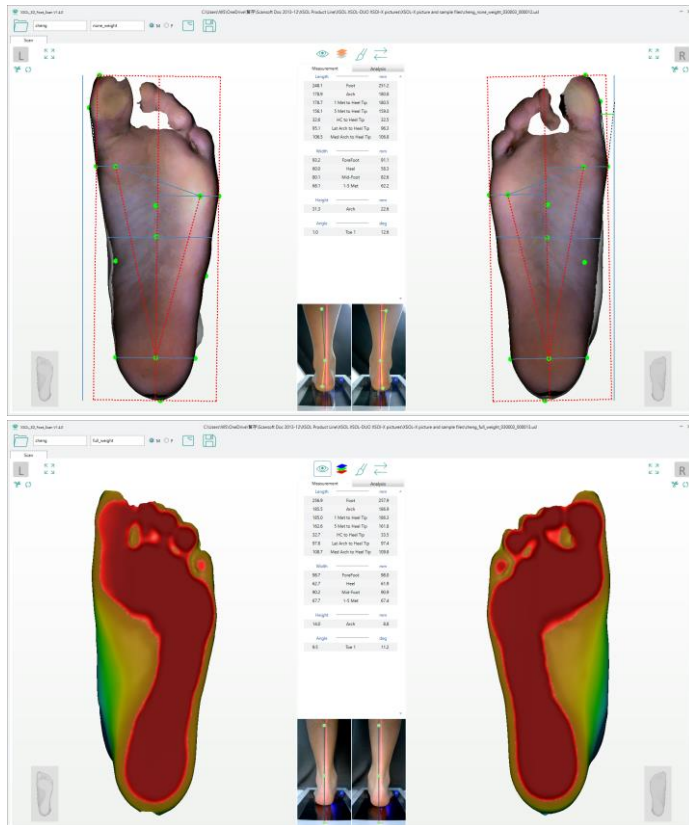


XSOL-X Floor



XSOL-X Vertical

XSOL software improves on USOL software (Same file formats).





cheng full_weight

Shop name: _____

Scan date: 2023/03/20 14:57:53

Scanner No: 030003_000016

Age: _____

Gender: Male

Snapshot

	Left	Right
Foot Length (mm)	255.6	256.7
Foot Width (mm)	99.6	97.8
Shoe Size (EU)	41	41
Arch Index	Left: 0.24	Right: 0.24

Low+++ ++ + Normal - -- Low---



More

Heel Angle (deg)

Left: 9 Eve
Right: 7 Eve

Normal Mild Moderate Severe

Leg Angle (deg)

Left: 5 Inv
Right: 7 Inv

Normal Mild Moderate Severe

Hallux Angle (deg)

Left: 3.1
Right: 12.7

Normal Mild Moderate Severe

Heel Angle & Leg Angle



L R

Hallux Angle



R L

XSOL-X Hardware

- Foot Plantar 3D with color in non/semi/full weight
XSOL-X can't scan foam impression box. XSOL can.
- Laser 3D Scan 4.3s/5.9s one-way
Color texture 4.3s/5.9s return trip
- PC Minimum CPU N100 8G RAM 1080P display
PC Recommended N5105 8G RAM or better
- Software UI or Foot switch to activate scan
- Room lighting (improved noise filtering than USOL-X)
- Heel camera has higher resolution than USOL-X
- Clean 3D mesh, +/- 1.0mm accuracy
- Scan Volume 350L X 170W X 80H mm
- Size: 528L X 230W X 69H mm
- Weight: 4.5Kg (9.9Lb)
- Load Capacity: 180 Kg (397Lb)
- Power adapter AC 100-240V; DC 12V/3A
- Customizable panels design and color
- CE/FDA/PSE certification/registration
- One-year limited warranty


XSOL Software

- Win10/11, doesn't support Win7/8
- Auto analysis for arch type, bunion, and heel angle
- Auto tracking blue marker at 1st and 5th met points
- Auto tracking blue marker at 3 heel points.
- Mark landmarks on foot then drag points to match
- PDF Foot report with manual annotations
- User-editable report templates, sell your own brand
- User-define UI and icon color
- Default English. Translate into your own local language
- Shoe size US/UK/EU/CN/JP standards
- Export to **STL/WRL/OBJ/PLY**, JPG/PNG, PDF report, CSV data files
- FTP send order to shoe/insole fabrication
- User-define RX form for orthopedic shoe/insole
- Developers: CMD/TCP call scanner to receive data-
integration into your own CAD software and database
- Optional encrypt scanners to lock files
- Also support **USOL, USOL-DUO and USOL-X** scanners


XSOL-X Standard: Scanner, Power Adapter, USB Cable (Clear), Foot Switch, Foldable Heel Camera (with laser)

XSOL-X Floor: **XSOL-X Standard plus** Toe Laser, Side Steps (Pair)

Optional: Scanner, Power Adapter, USB Cable (Clear), Foot Switch, Heel Laser Module (No Camera), Side Steps (Pair)



XSOL-X Standard



XSOL-X Floor



Optional

XSOL-X Vertical: **XSOL-X Standard plus** Toe Laser, Pedestal (with wheels) and VESA Conversion Bracket.


Pedestal needs assemble to reduce shipping size. Weight is 5KG. Support mounting position for supine or prone scans.
Height adjustable 500-1200mm. Heel Camera records heel position. Heel and Toe laser help to control foot posture.



Auto Tracking Blue Marker:

XSOL-X captures color texture, so the practitioner can mark points on the foot with a marker pen, take a scan, then drag 1st 5th met, heel center, and arch point to the marked point to obtain accurate measurements (including Medial/Lateral arch point height). Make sure the ink dries before scanning to avoid smearing the top plate.

If 2 blue markers are placed on 1st Met and 5th Met before scanning, XSOL software identifies (tracks) the 2 markers automatically. The blue marker should be 5-10mm in diameter.



If 3 blue markers are placed on the heel, XSOL software identifies (tracks) the 3 markers automatically. The blue marker is 5~10mm in diameter.

